


ecoRain Rainwater Harvesting




Operating and Maintenance Instruction

1 Cleaning of the filter:



1) Withdraw the stainless steel filter screen by loosening of the two lateral screws.



2) Remove screen from filter housing.



3) For cleaning one needs a brush and a soap or a detergent



4) Dampen screen and moisten with cleaning agent ...



5) ... then brush in longitude ...



6) ... and transverse direction.



7) Also brush the back in along ...




8) ... and transverse direction.




9) Finally rinse off the screen with a strong water jet.



10) Check proper functioning of the filter, water shall pass well.



11) Reinsert filter correctly ...



12) ... and fasten bolts.



13) Double-check the correct seat of the filter: The screen shall not be visible in the triangle indicated in the picture.



14) Correct: Screen is aligned with triangular cutout .



15) Ready to go!